




Kijk en luister naar de drie verhaaltjes en vertel ze aan mama, papa, broers of zus



https://www.youtube.com/watch?v=bEs-hdPY2LQ&list=RDbEs-hdPY2LQ&start_radio=1



<https://www.youtube.com/watch?v=-5SzeT8xKCE&t=3s>



<https://www.youtube.com/watch?v=-5SzeT8xKCE&t=3s>



Liedje inoefenen :

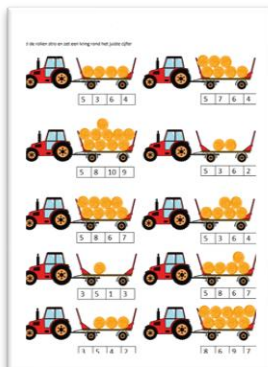
Ki ka kuikentje

Ik ben een varken en ik ben blij wie is mijn mama op de boerderij






speelleerbladje



speelleerbladje



speelleerbladje



speelleerbladje



speelleerbladje


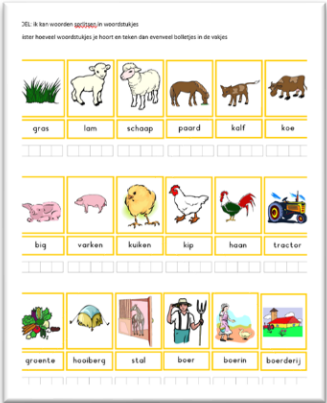

























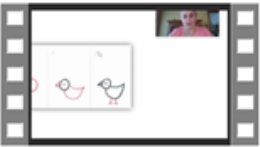



MIERTJE MANIERTJE KOEIEN
Smartschool/website







WISKUNDE CIJFERDOOLHOF
Smartschool/website



	 <p>Speelleerbladje</p>	 <p>TAAL BEGINLETTER SORTEREN 1 Smartschool/website</p>	 <p>TAAL HAKKEN PLAKKEN 2 Smartschool/website</p>	 <p>TAAL RIJMFAMILIES 1 Smartschool/website</p>	
	 <p>Speelleerbladje</p>	 <p>Speelleerbladje</p>	 <p>Speelleerbladje</p>	 <p>Speelleerbladje</p>	
	<p>Kijk naar de verhaaltjes en probeer ze uit te beelden: vb Bertje Big → loop zo hard als een paard</p>				

	<p>Herhaal welke dieren leggen een ei Hoe noemen de jongen van de dieren op de boerderij</p> <div style="display: flex; justify-content: space-around; align-items: flex-start;"> <div style="text-align: center;">  <p>NATUUR DIEREN DIE EIEREN LEGGEN JA OF NEE</p> <p>Smartschool/website</p> </div> <div style="text-align: center;">  <p>12 BABY'S VAN DE BOERDERIJ</p> <p>Smartschool/website</p> </div> <div style="text-align: center;">  <p>speelleerblaadje</p> </div> <div style="text-align: center;">  <p>speelleerblaadje</p> </div> </div>	
	<div style="display: grid; grid-template-columns: repeat(4, 1fr); gap: 10px;"> <div style="text-align: center;">  <p>Speelleerblaadje</p> </div> <div style="text-align: center;">  <p>speelleerblaadje</p> </div> <div style="text-align: center;">  <p>CREA STAPPENKAART SCHAAP</p> <p>Smartschool/website</p> </div> <div style="text-align: center;">  <p>CREA STAPPENKAART KIP</p> <p>Smartschool/website</p> </div> <div style="text-align: center;">  <p>CREA STAPPENKAART KUIKEN</p> <p>Smartschool/website</p> </div> <div style="text-align: center;">  <p>CREA STAPPENKAART KOE</p> <p>Smartschool/website</p> </div> <div style="text-align: center;">  <p>CREA STAPPENKAART VARKEN</p> <p>Smartschool/website</p> </div> </div>	

	<p>Maak een mooie tekening van de dieren van de boerderij, je kan de stappenkaartjes gebruiken</p>  <p>Speelleerblaadje speelleerblaadje</p>	
	 <p>TAAL LETTERIDENTIFICATIE Smartschool/website</p>  <p>speelleerblaadje speelleerblaadje speelleerblaadje speelleerblaadje</p>	